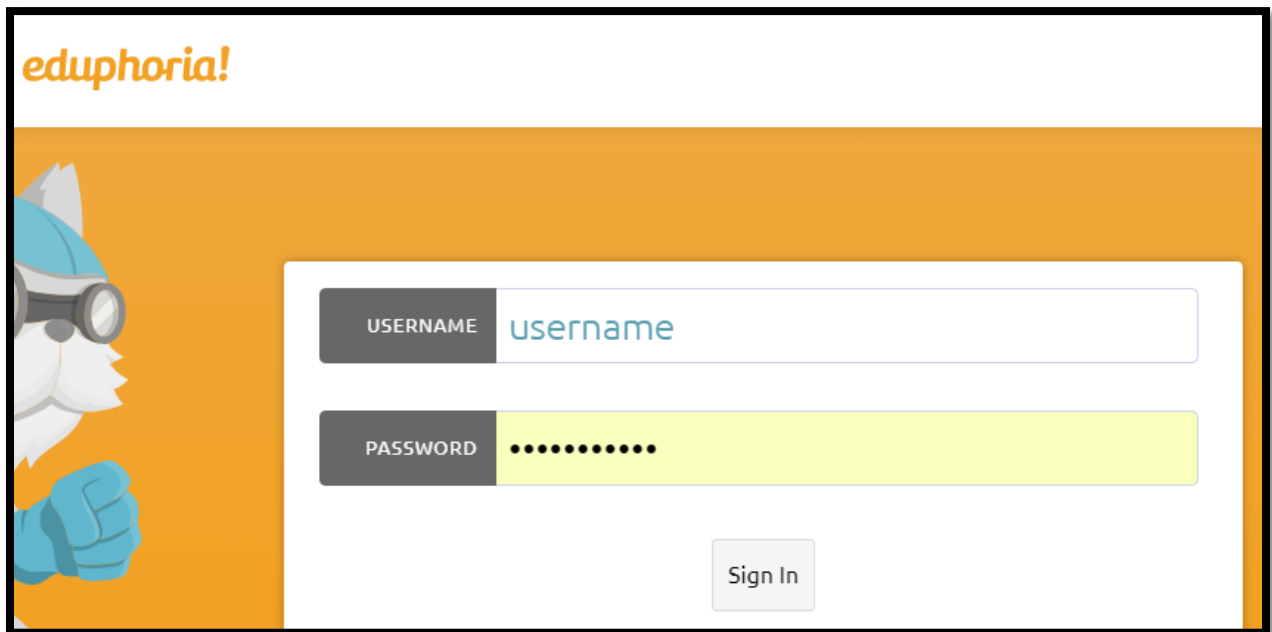


HOW TO SUBMIT A FORM/APP IN EDUPHORIA FORMSPACE

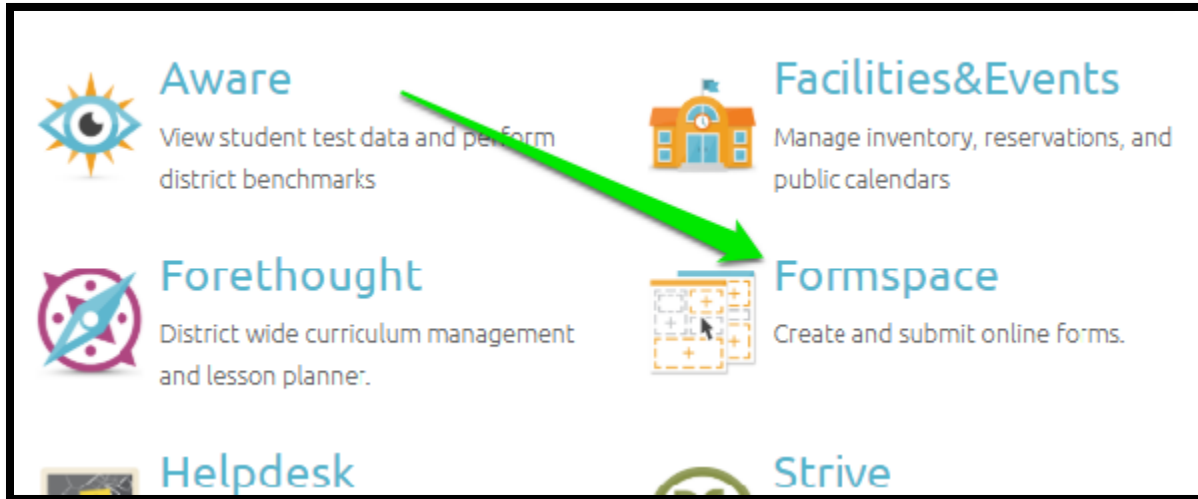
STEP 1: Click on the [Eduphoria](#) link at the top of the Sharyland ISD web page.



STEP 2: Sign in to [Eduphoria](#)



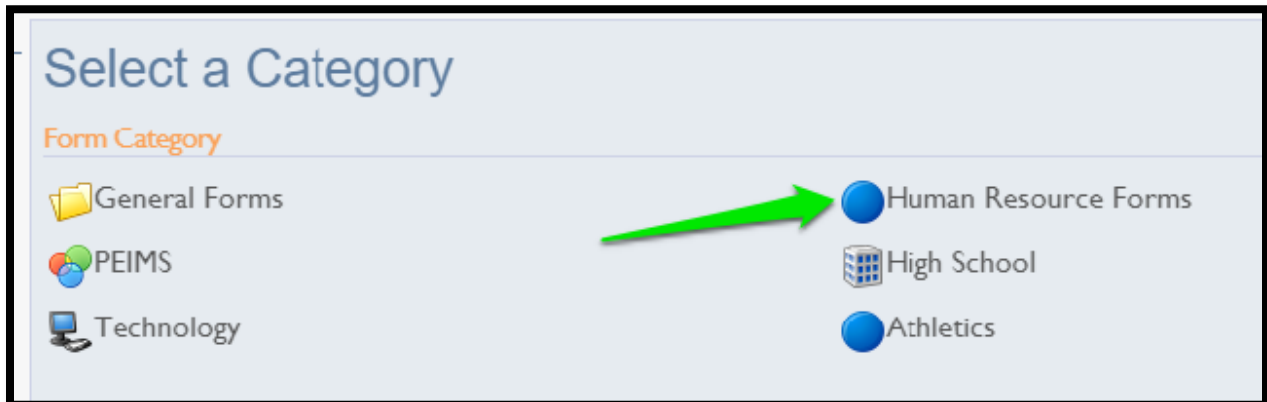
STEP 3: Select Formspace



STEP 4: Click on Submit New Form at the bottom left of the page.



STEP 5: Select the Human Resources category.



STEP 6: Select the form or application you would like to submit.

Select a Form

Form Document

Exit Interview		Long Term Substitute Request Form
Paraprofessional Summer Application		Professional Summer Application
SISD Internal Application for Campus Asst. Athletic Coord.		

STEP 7: If you see more than one campus please select your home campus or primary department.

Select a Campus

Campus

Administration			Technology Department
----------------	--	--	-----------------------

STEP 8: Fill out the application or form accordingly and make sure to click on the Submit Form button at the bottom of the page.

Please select the campus you are interested in. *

SHS PHS

Please upload a copy of your current resume. *

Select a file to upload:

Upload File Attachment

Submit Form