

TEACHER STAR CHART HOW TO GUIDE

Visit www.txstarchart.org. Once there click on the Login link.

The screenshot shows the Texas STaR Chart website homepage. At the top, there is a navigation bar with the following links: [Login](#), [NCLB Login & Overview Info](#), [Statewide Summary Data](#), [Campus Data Search](#), [FAQs](#), [History](#), [Resources](#), [Training](#), [Texas Teacher STaR Chart](#), [Texas Campus STaR Chart](#), [TEA IMET](#), [SBEC Standards](#), [Links](#), [Glossary](#), and [Contact Us](#). A red arrow points to the [Login](#) link. The main content area features a banner image of a teacher pointing at a computer screen with the text "School Technology and Readiness". Below the banner are two columns: "Teacher STaR Chart" and "NCLB Technology Report". The footer contains a disclaimer and contact information.

Teacher STaR Chart

School Technology and Readiness. A Teacher Tool for Planning and Self-Assessing aligned with the *Long-Range Plan for Technology, 2006-2020*.

Instructional Materials and Educational Technology Division
Texas Education Agency

NCLB Technology Report

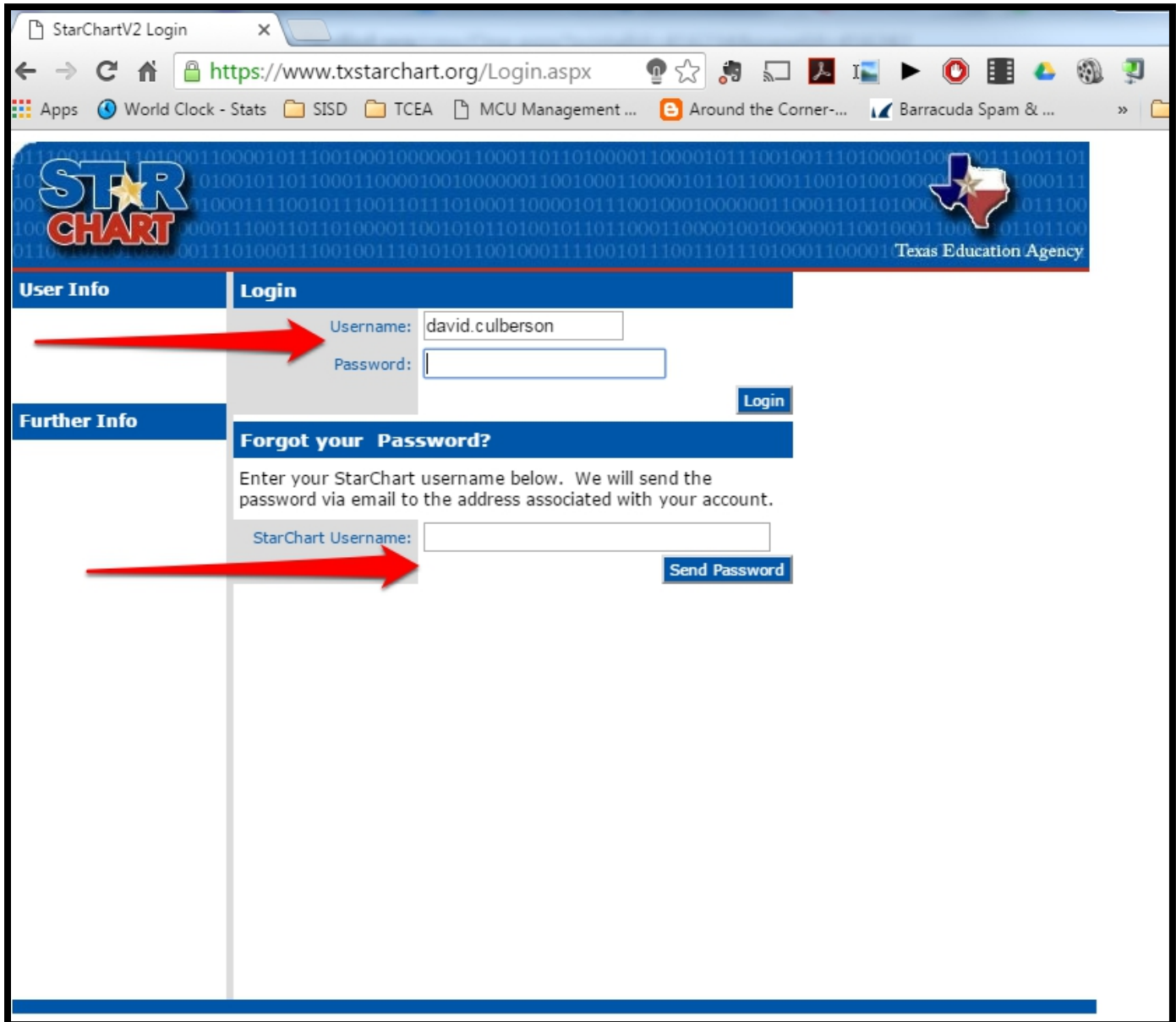
The NCLB Technology Reporting System will be used to collect the data on the progress of districts receiving funds from No Child Left Behind, Title II, Part D.

By using this site and its products, you agree to the TEA Copyright and terms of service
Email comments to [STaR Chart webmaster](#)

Texas Education Agency Home | Educational Technology Home

TEACHER STAR CHART HOW TO GUIDE

Enter the username and password used in previous years. You can use the password recovery option if needed. For new teachers this year please obtain your account information from your campus tech rep. The default password for new accounts is password.



The screenshot shows the StarChartV2 Login page in a web browser. The browser's address bar displays the URL <https://www.txstarchart.org/Login.aspx>. The page header features the StarChart logo and the Texas Education Agency logo. The main content area is divided into two sections: "User Info" and "Further Info".

User Info

Login

Username:

Password:

[Login](#)

Further Info

Forgot your Password?

Enter your StarChart username below. We will send the password via email to the address associated with your account.

StarChart Username:

[Send Password](#)

Two red arrows point to the "Username" field in the login section and the "StarChart Username" field in the password recovery section.

TEACHER STAR CHART HOW TO GUIDE

If you're logging in for the first time then you will need to fill out your profile. Enter your Sharyland ISD email address twice, subject area, grade, and password. Click the Update link.

The screenshot shows a web browser window with the URL <https://www.txstarchart.org/teacherinitial>. The page header features the StarChart logo and the Texas Education Agency logo. The main content area is titled "Initial Account Update For: David Culberson".

User Info

David Culberson
B L Gray Junior High
[logout](#)

Further Info

Initial Account Update For: David Culberson

Welcome to StarChart. Please complete your account setup by specifying the information below. Once you click UPDATE, we will send an email (to the email address you specify) which will contain a click-able link. Click this link to return to our site. Login there with your revised password. This will complete your registration and allow you to enter your StarChart.

Email:

Email Retyped:

Subject Area You Teach: --select one--

Grade(s) You Teach: --select one--

Password:

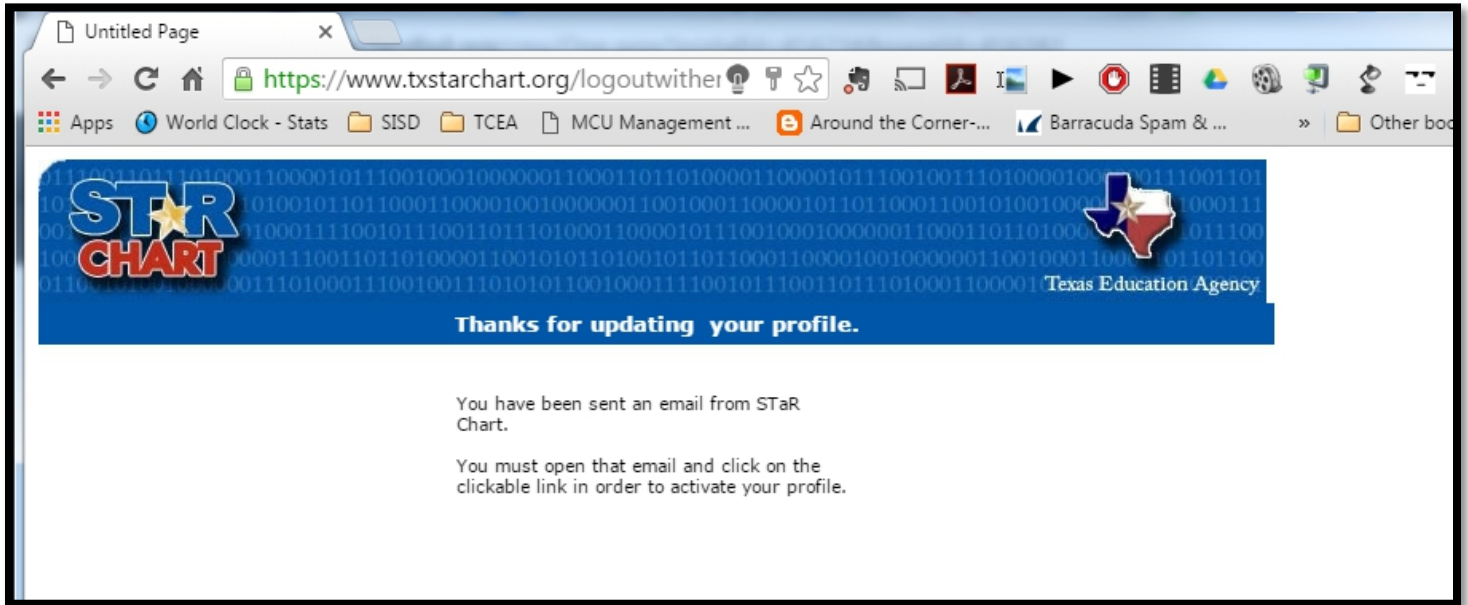
Password Retyped:

Passwords should be 4 to 20 characters long.

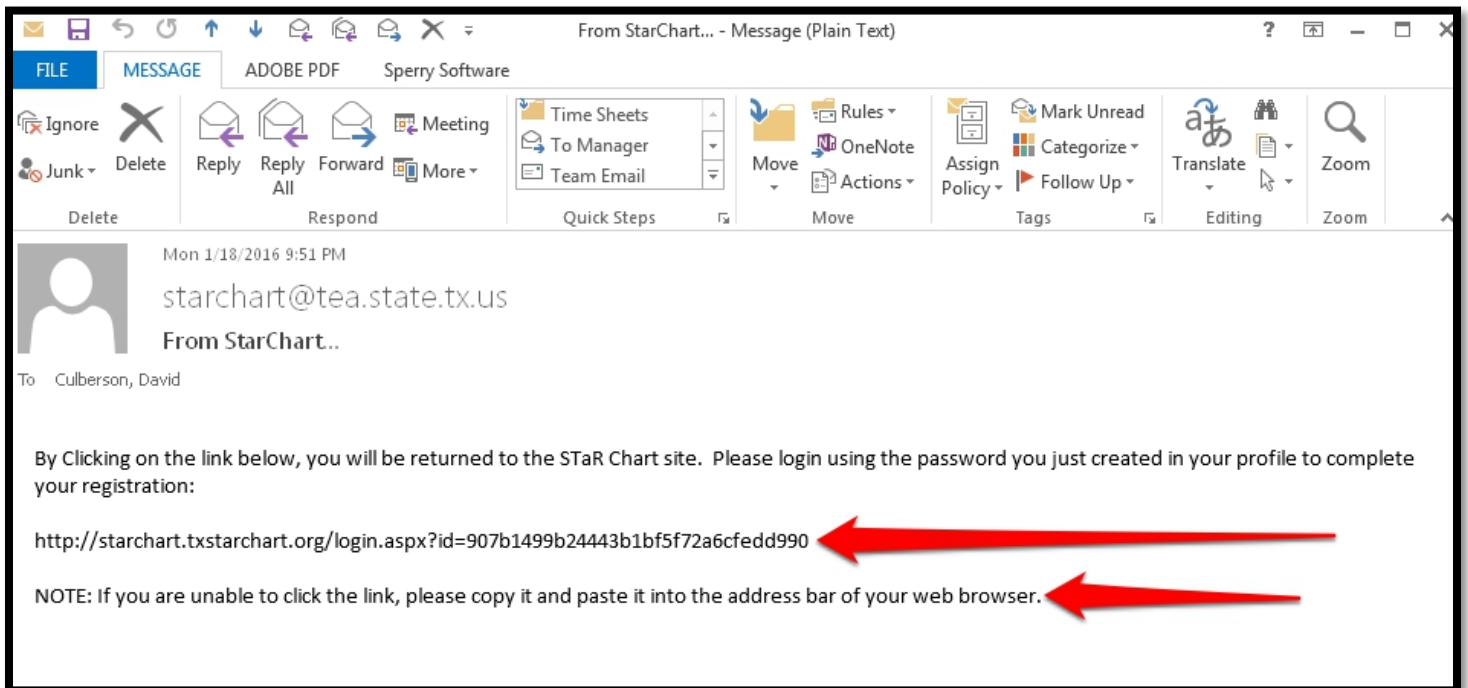
[Update](#)

TEACHER STAR CHART HOW TO GUIDE

Clicking the **Update** button triggers an automated email to you with a confirmation link. Check your email. Follow the link. If it's not hyperlinked then copy the link and paste it to your IE or Chrome web browser.



Again, follow the link. Copy and paste into your web browser if needed. Login using your new password.



TEACHER STAR CHART HOW TO GUIDE

Once authenticated click the **Begin** link to start the survey process.

The screenshot shows the STA Rchart Teacher interface. At the top, there is a navigation bar with links for [MyPage](#), [Update Contact Info](#), and [Change Password](#). Below this, the user's profile is displayed: **User Info** for David Culberson at B L Gray Junior High, with a [logout](#) link. The main content area is titled **MyPage For: David Culberson** and includes a [Print Friendly Version](#) and a [Click here to begin entering your STA Rchart ==>](#) link. A red arrow points from this link to a **Begin** button. Below the navigation bar, there are four main sections of survey items, each with a status of 'X --Not Specified--':

- TEACHING & LEARNING**
 - Patterns of Classroom Use
 - Frequency/ Design of Instructional Setting Using Digital Content
 - Content Area Connections
 - Technology Applications (TA) TEKS Implementation (TAC Chapter 126)
 - Student Mastery of Technology Applications (TA) TEKS
 - Online Learning
- Educator Preparation and Development**
 - Professional Development Experiences
 - Models of Professional Development
 - Capabilities of Educators
 - Technology Professional Development Participation
 - Levels of Understanding and Patterns of Use
 - Professional Development for Online Learning
- LEADERSHIP, ADMINISTRATION, AND INSTRUCTIONAL SUPPORT**
 - Leadership and Vision
 - Planning
 - Instructional Support
 - Communication and Collaboration
 - Budget
 - Leadership and Support for Online Learning
- INFRASTRUCTURE FOR TECHNOLOGY**
 - Students per Classroom Computers
 - Internet Access Connectivity Speed
 - Classroom Technology
 - Technical Support
 - Local Area Network Wide Area Network
 - Distance Learning Capacity

TEACHER STAR CHART HOW TO GUIDE

Select what best fits your experience and learning environment (Early, Developing, Advanced, and Target). Your progress will be noted on the left side of the screen.

The screenshot shows a web browser window with the URL <https://www.txstarchart.org/fapresentation.e>. The page header includes the STAR CHART logo and the Texas Education Agency name. Below the header, there are navigation links: [MyPage](#), [Update Contact Info](#), and [Change Password](#). On the right side of the header, there are links for [Previous](#) and [Next](#).

The main content area is titled "TL-2 : Frequency/ Design of Instructional Setting Using Digital Content". Below this title, there is a sub-header "Frequency/ Design of Instructional Setting Using Digital Content". The content is organized into four rows, each with a radio button and a description:

- Early: I occasionally use technology to supplement or reinforce instruction in my classroom, library, or lab. [more...](#)
- Developing: I have regular weekly access and use of technology and digital resources for curriculum activities in my classroom, library, or lab. [more...](#)
- Advanced: I have regular weekly access and use of technology and digital resources in various instructional settings such as in my classroom, library, lab, or through mobile technology.
- Target: My students and I have on-demand access to all appropriate technology and digital resources anytime/anywhere for technology integrated curriculum activities on the campus, in the district, at home, or key locations in the community. [more...](#)

On the left side of the page, there is a "User Info" section with the following details:

- User Info**
- David Culberson
- B L Gray Junior High
- [logout](#)

Below the "User Info" section, there is a "Further Info" section with a list of links:

- [TL-1 Advanced](#)
- [TL-2](#)
- [TL-3](#)
- [TL-4](#)
- [TL-5](#)
- [TL-6](#)
- [EP-1](#)
- [EP-2](#)
- [EP-3](#)
- [EP-4](#)
- [EP-5](#)
- [EP-6](#)
- [L-1](#)
- [L-2](#)
- [L-3](#)
- [L-4](#)
- [L-5](#)
- [L-6](#)
- [INF-1](#)
- [INF-2](#)
- [INF-3](#)
- [INF-4](#)
- [INF-5](#)
- [INF-6](#)

Two red arrows are present in the image: one pointing from the "Further Info" section to the "Advanced" radio button, and another pointing from the "Advanced" radio button to the "Advanced" text description.

TEACHER STAR CHART HOW TO GUIDE

You can log out at any time if needed and continue where you left off as progress is recorded and saved.

The screenshot shows a web browser window with the URL <https://www.txstarchart.org/default.aspx>. The page header includes the STaR CHART logo and the Texas Education Agency logo. Below the header, there are navigation links: [MyPage](#), [Update Contact Info](#), and [Change Password](#). The main content area is titled "MyPage For: David Culberson" and includes a "Print Friendly Version" link and a message: "Your chart is NOT complete. Click here to continue ==>" with a "Continue" button. The chart is divided into three main sections: "TEACHING & LEARNING", "Educator Preparation and Development", and "LEADERSHIP, ADMINISTRATION, AND INSTRUCTIONAL SUPPORT". Each section contains a list of items with their status (e.g., "3 Advanced Tech", "X --Not Specified--"). On the left side, there is a "User Info" sidebar with the following text: "David Culberson", "B L Gray Junior High", and a "Logout" link. A red arrow points to the "Logout" link. Below the "Logout" link is a "Further Info" link.

Section	Item	Status
TEACHING & LEARNING	Patterns of Classroom Use	3 Advanced Tech
	Frequency/ Design of Instructional Setting Using Digital Content	X --Not Specified--
	Content Area Connections	X --Not Specified--
	Technology Applications (TA) TEKS Implementation (TAC Chapter 126)	X --Not Specified--
	Student Mastery of Technology Applications (TA) TEKS	X --Not Specified--
	Online Learning	X --Not Specified--
Educator Preparation and Development	Professional Development Experiences	X --Not Specified--
	Models of Professional Development	X --Not Specified--
	Capabilities of Educators	X --Not Specified--
	Technology Professional Development Participation	X --Not Specified--
	Levels of Understanding and Patterns of Use	X --Not Specified--
	Professional Development for Online Learning	X --Not Specified--
LEADERSHIP, ADMINISTRATION, AND INSTRUCTIONAL SUPPORT	Leadership and Vision	X --Not Specified--
	Planning	X --Not Specified--
	Instructional Support	X --Not Specified--

TEACHER STAR CHART HOW TO GUIDE

When you have finished the survey you will end up at this page. It will show that you have completed it.

The screenshot shows a web browser window with the URL <https://www.txstarchart.org/default.aspx?rid>. The page header includes the STA Rchart logo and the Texas Education Agency logo. Below the header, there are navigation links: [MyPage](#), [Update Contact Info](#), and [Change Password](#).

The main content area is titled "MyPage For: David Culberson". It includes a "Print Friendly Version" link and a message: "Your Star Chart is complete. Click here to update your chart ==>". There is an "Update" button next to this message.

The page is divided into three main sections, each with a blue header:

- TEACHING & LEARNING**
 - Patterns of Classroom Use: 3 Advanced Tech
 - Frequency/ Design of Instructional Setting Using Digital Content: 3 Advanced Tech
 - Content Area Connections: 3 Advanced Tech
 - Technology Applications (TA) TEKS Implementation (TAC Chapter 126): 3 Advanced Tech
 - Student Mastery of Technology Applications (TA) TEKS: 3 Advanced Tech
 - Online Learning: 3 Advanced Tech
- Educator Preparation and Development**
 - Professional Development Experiences: 3 Advanced Tech
 - Models of Professional Development: 3 Advanced Tech
 - Capabilities of Educators: 3 Advanced Tech
 - Technology Professional Development Participation: 3 Advanced Tech
 - Levels of Understanding and Patterns of Use: 3 Advanced Tech
 - Professional Development for Online Learning: 3 Advanced Tech
- LEADERSHIP, ADMINISTRATION, AND INSTRUCTIONAL SUPPORT**
 - Leadership and Vision: 3 Advanced Tech
 - Planning: 3 Advanced Tech
 - Instructional Support: 3 Advanced Tech
 - Communication and Collaboration: 3 Advanced Tech
 - Budget: 3 Advanced Tech
 - Leadership and Support for Online Learning: 2 Advanced Tech

A red arrow points from the "Further Info" section on the left towards the "TEACHING & LEARNING" section header.